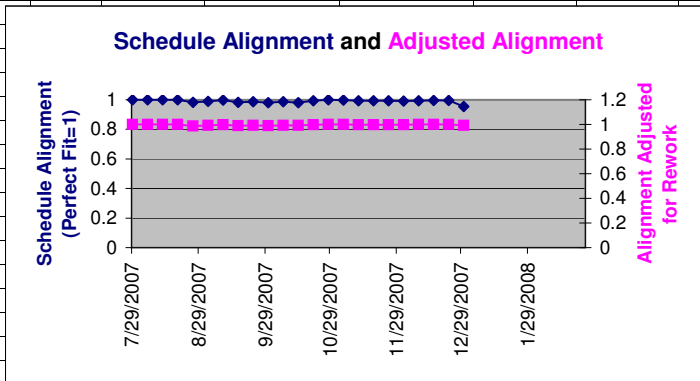
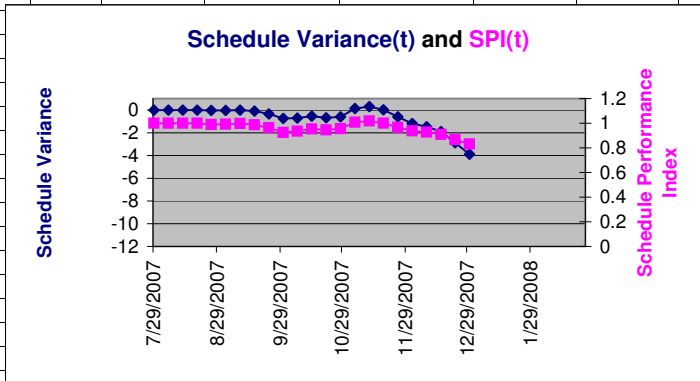
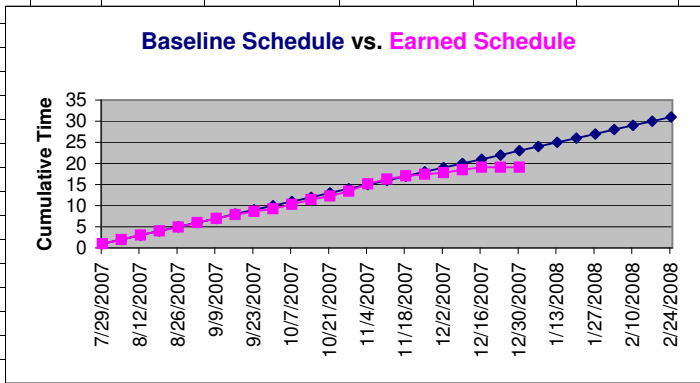


ProjectFlightDeck
Task Performance Analysis
 Sample Schedule Analysis



Period	Count	Earned Schedule	Earned Value	Planned Value	Schedule Variance	SPI(t)	Estimated Duration	Estimated End Date	Sch Align	Adj Align	% Complete
29-Jul-07	1	1	3,200.00	3,200.00	0	1	31	1-Mar-08	1	1	0
5-Aug-07	2	2	26,240.00	26,240.00	0	1	31	1-Mar-08	1	1	3
12-Aug-07	3	3	81,080.00	81,080.00	0	1	31	1-Mar-08	1	1	10
19-Aug-07	4	4	120,080.00	120,080.00	0	1	31	1-Mar-08	1	1	15
26-Aug-07	5	4.952	181,069.50	184,136.00	-0.048	0.99	31.3	3-Mar-08	0.983	0.986	23
2-Sep-07	6	5.953	229,184.20	231,392.00	-0.047	0.992	31.243	3-Mar-08	0.99	0.992	29
9-Sep-07	7	6.987	293,107.60	293,904.00	-0.013	0.998	31.057	1-Mar-08	0.997	0.998	37
16-Sep-07	8	7.9	348,426.60	354,492.00	-0.1	0.987	31.393	4-Mar-08	0.983	0.989	44
23-Sep-07	9	8.663	389,959.10	407,952.00	-0.337	0.963	32.204	9-Mar-08	0.987	0.992	49
30-Sep-07	10	9.25	418,171.90	448,872.00	-0.75	0.925	33.514	19-Mar-08	0.98	0.989	53
7-Oct-07	11	10.297	457,445.20	477,722.30	-0.703	0.936	33.116	16-Mar-08	0.987	0.993	58
14-Oct-07	12	11.449	498,916.10	524,972.30	-0.551	0.954	32.493	11-Mar-08	0.981	0.991	63
21-Oct-07	13	12.3	536,166.30	562,264.80	-0.7	0.946	32.764	13-Mar-08	0.994	0.998	68
28-Oct-07	14	13.39	571,707.30	586,464.80	-0.61	0.956	32.412	11-Mar-08	0.999	1	72
4-Nov-07	15	15.115	604,414.50	602,874.40	0.115	1.008	30.764	28-Feb-08	0.998	0.999	77
11-Nov-07	16	16.295	625,313.70	616,250.40	0.295	1.018	30.439	26-Feb-08	0.993	0.998	79
18-Nov-07	17	17.019	647,546.90	646,986.40	0.019	1.001	30.966	1-Mar-08	0.993	0.998	82
25-Nov-07	18	17.41	659,156.10	676,690.40	-0.59	0.967	32.051	8-Mar-08	0.993	0.998	84

ProjectFlightDeck
Task Performance Analysis
Sample Schedule Analysis

2-Dec-07	19	17.799	670,718.10	704,822.40	-1.201	0.937	33.092	16-Mar-08	0.991	0.998	85
9-Dec-07	20	18.518	691,275.70	733,926.40	-1.482	0.926	33.48	18-Mar-08	0.994	0.999	88
16-Dec-07	21	19.106	707,902.40	748,766.40	-1.894	0.91	34.073	23-Mar-08	0.995	0.999	90
23-Dec-07	22	19.106	707,902.40	750,390.40	-2.894	0.868	35.696	3-Apr-08	0.995	0.999	90
30-Dec-07	23	19.106	707,902.40	752,310.40	-3.894	0.831	37.318	14-Apr-08	0.955	0.993	90
6-Jan-08	24			756,310.40							
13-Jan-08	25			762,950.40							
20-Jan-08	26			770,710.40							
27-Jan-08	27			775,590.40							
3-Feb-08	28			779,430.40							
10-Feb-08	29			784,550.40							
17-Feb-08	30			787,870.40							
24-Feb-08	31			788,830.40							
Processing warning. Late finish detected. Increase number of periods.											